


# MAM StockTake

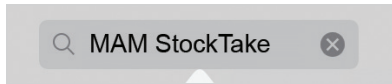
## Registration instructions



## How to download the app & register the device

### Download the app

First you need to install the StockTake App on your iOS or Android device. From the App Store or Google Play, search 'MAM StockTake'.



Download the app

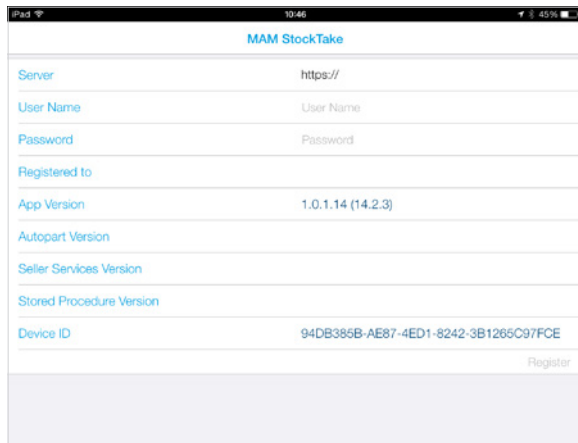


Once downloaded the device will need to be registered.

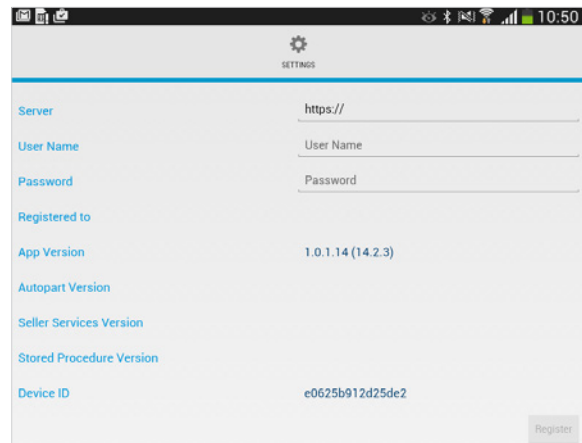
## Register the device

When you first open the app on your device it will display a settings screen. You will need to enter a Server URL, a user name and a password.

### Apple iOS:



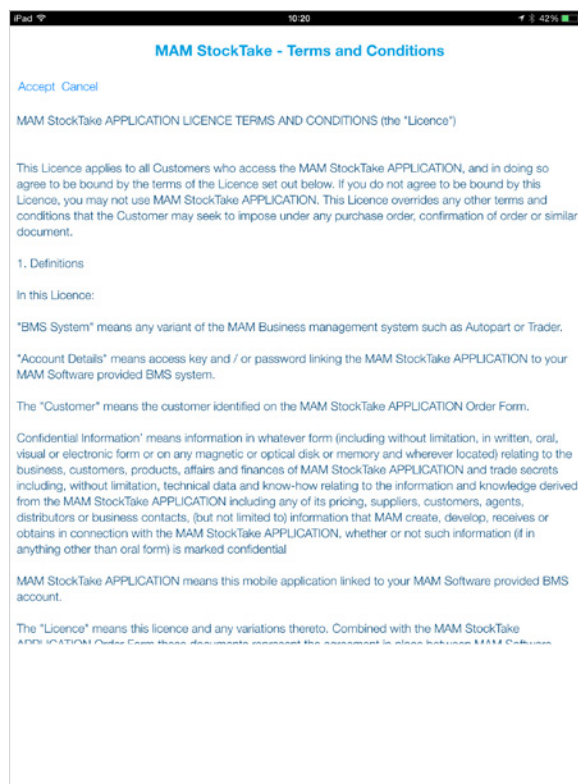
### Android:



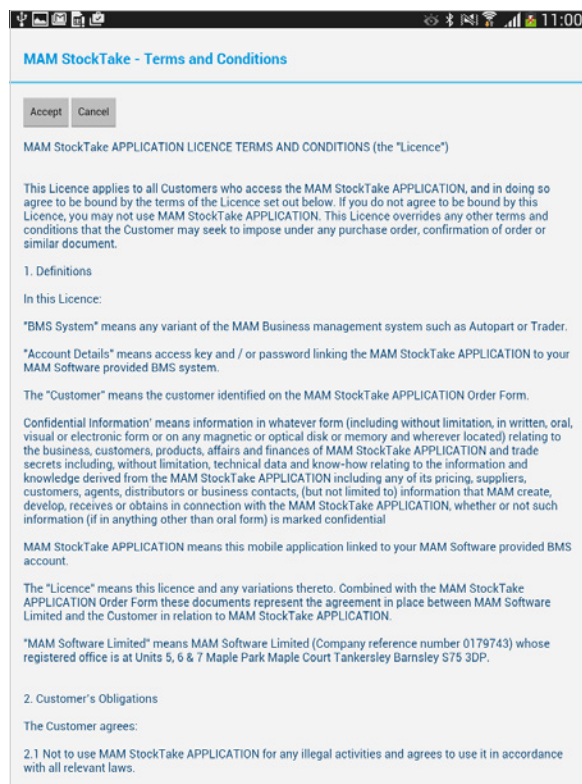
Enter the Server URL <https://online.mamsoft.co.uk/lm>

The user name and password will have been sent to you separately by MAM, enter the relevant values in the 'User Name' and 'Password' fields. Click on <Register>. Read and accept the Terms and Conditions.

### Apple iOS:



### Android:



The device is now registered and available for use. The 'Registered To' field on the 'Settings' screen will be populated with your MAM customer account code.